

Thank you for your purchase!

Please Use Care in Time Card Handling!!


Amano recommends gripping the time card on the top to avoid creating any marks in the print area. Marks in this area could cause that print line to be skipped or the entire time card to be rejected for printing.



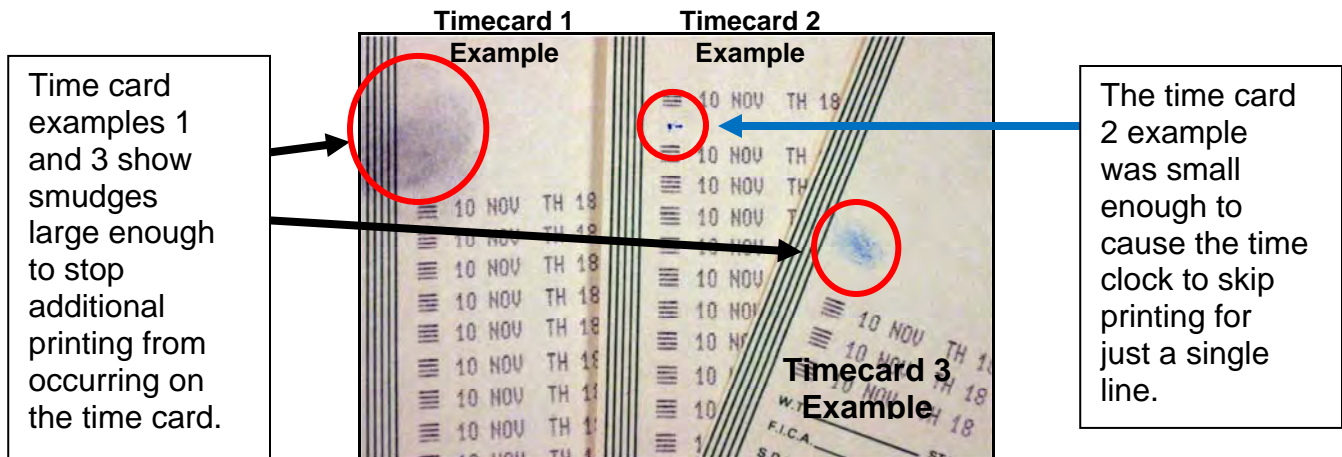
Grasp time card on the top and insert into the card throat of the CP-5000. See illustration.

Marks in the print area can be interpreted by the CP-5000 as non-printable area(s)


Avoid getting dirt/smudge on the time card in this area. See next Illustration for examples of damaged and good time cards.



The following illustration represents 3 examples of damaged [dirty] time cards that have been detected by the CP-5000 block sensor to stop time card printing.



The following illustration is an example of a non-damaged time card that printed ok.



For additional assistance please call...

Toll-Free Customer Support @ (800) 253-9836

Available Monday through Friday, 8:15am to 5:00pm Eastern Time.

For International please call 973-364-0294.

When calling, for faster service, please have your clock/terminal available when you contact us.

Information in this document is subject to change without notice.

ATR-202700

Copyright © 2010 Amano Cincinnati, Inc.

12/10