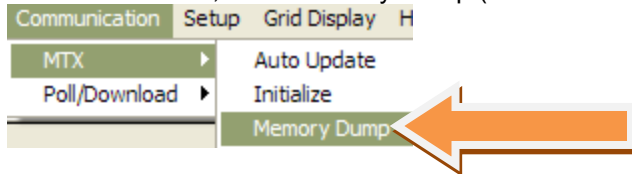


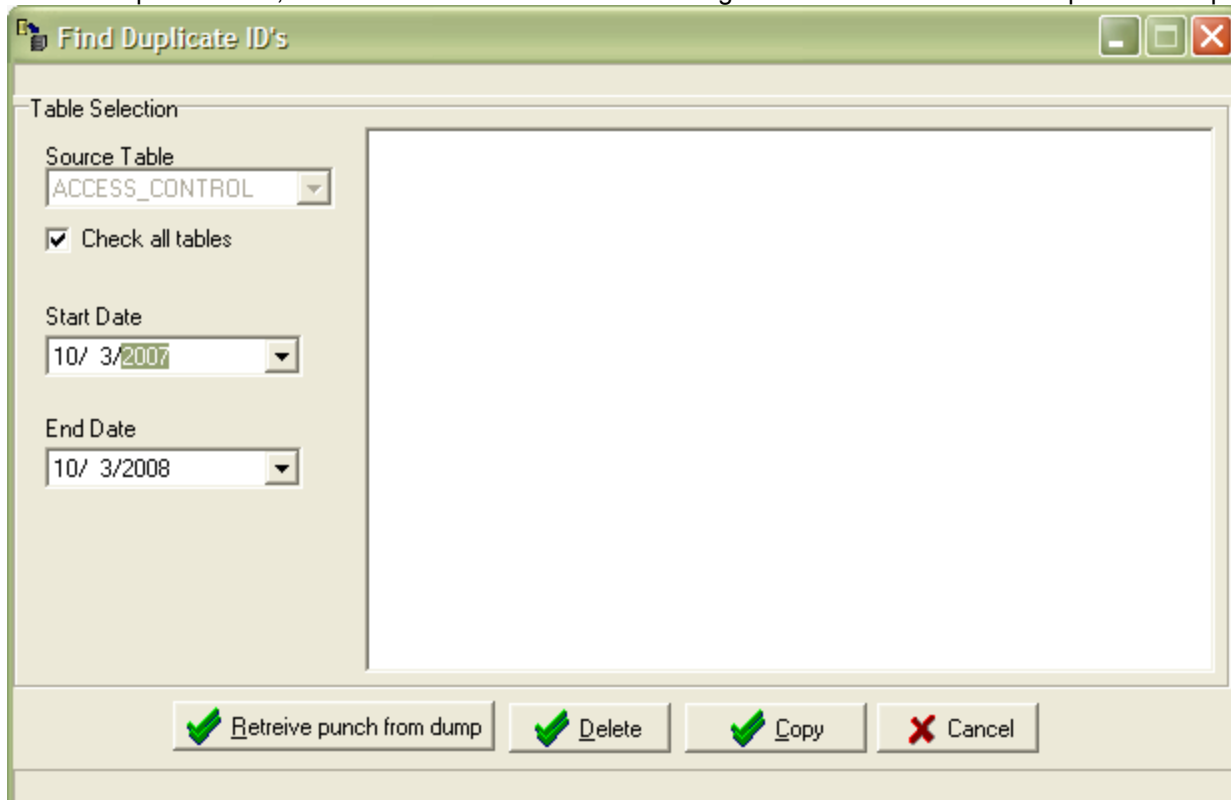
RETRIEVING MISSING PUNCHES USING THE MEMORY DUMP AND DuplicateID-ImportDump.exe

Download <ftp://ftp.amano.com/Time%20Guardian/DuplicateID-ImportDump.exe> to your Time Guardian program directory (default is C:\Program Files\Time Guardian)

In Time Guardian, run a Memory Dump (takes a few hours, **DO NOT ALLOW ANYONE TO USE THE CLOCK!**)



When dump is finished, close Time Guardian and run C:\Program Files\Time Guardian\DuplicateID-ImportDump.exe



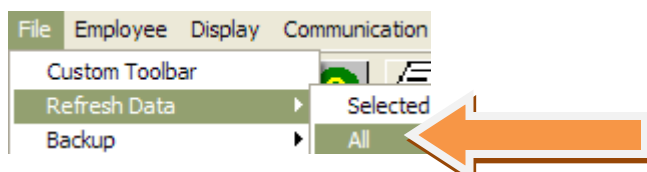
- i. Place a check on the **Check all tables** box
- ii. Enter the start/end date range of your missing punches
- iii. Click on the retrieve button
- iv. When retrieval is done, change the start date year to 1788
- v. Then click on the delete button

Wait until top of window shows



- vi. Then click cancel

Open Time Guardian, then Refresh Data > All



Check if missing punches are now available. Remember to poll daily.